

Toledo-Lucas County Health Department Seasonal Influenza Activity Summary

MMWR Week 17 April 22-28, 2018

Local Surveillance:

Current Influenza Activity Levels:

Lucas County had **12** confirmed Influenza-associated Hospitalizations (IAH) reported in week 17, bringing the total to **721** cases as of April 28, 2018. *81% of cases are flu type A, 94 were H3 strain-the majority were not subtyped.*

--There were no deaths reported

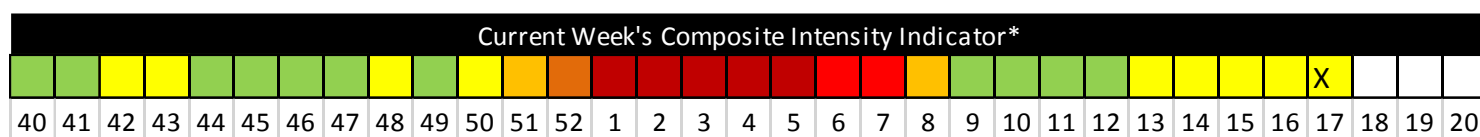
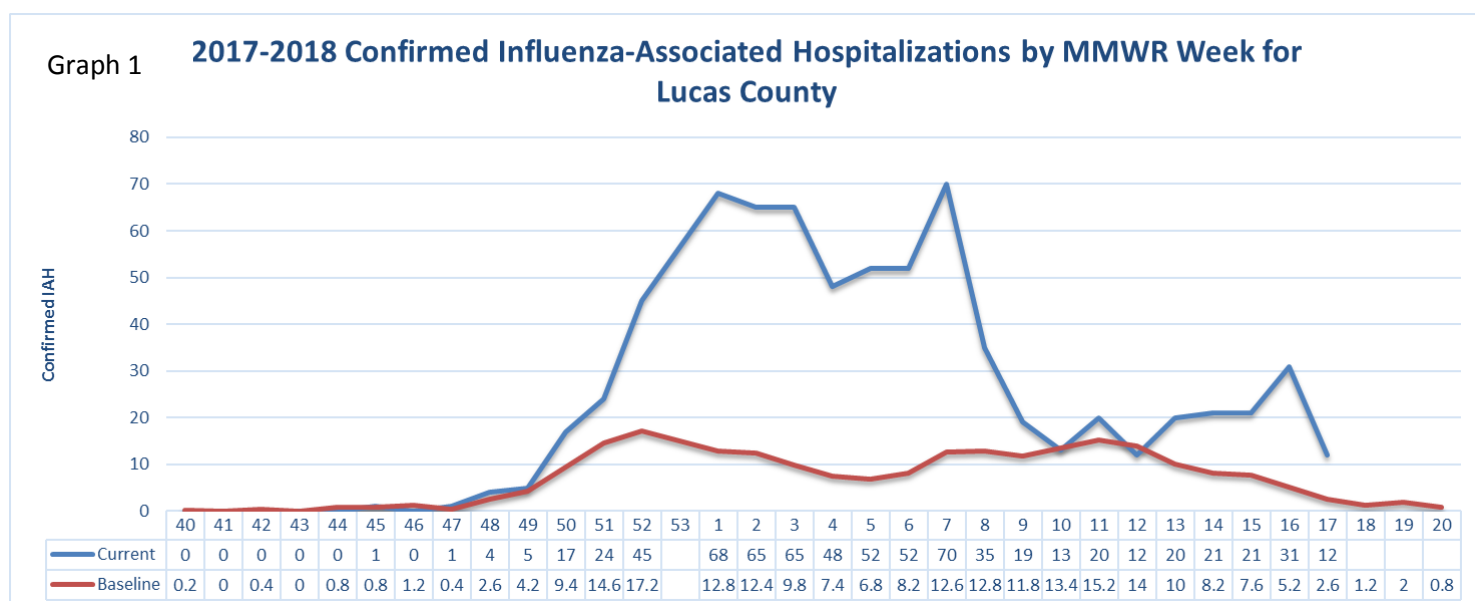
Gender Distribution of Cases: 55% female, 45% male

Lucas County accounts for 4.2% of the IAH reported in Ohio. Rate per 100,000 population^{**}: 162.96

^{*}Stating Influenza as the cause of death OR as 'a consequence of' on the certificate of death. Please note that some individuals may have underlying health conditions and influenza may not be the sole cause of their death.

^{**}Disease rates were calculated by number of cases per 100,000 residents using 2010 census data

Graph 1 illustrates the current confirmed IAH compared to baseline, which is a five year average.



High	Mod	Low	Minimal
------	-----	-----	---------

* Combination of ED visit data and Influenza-associated Hospitalizations.



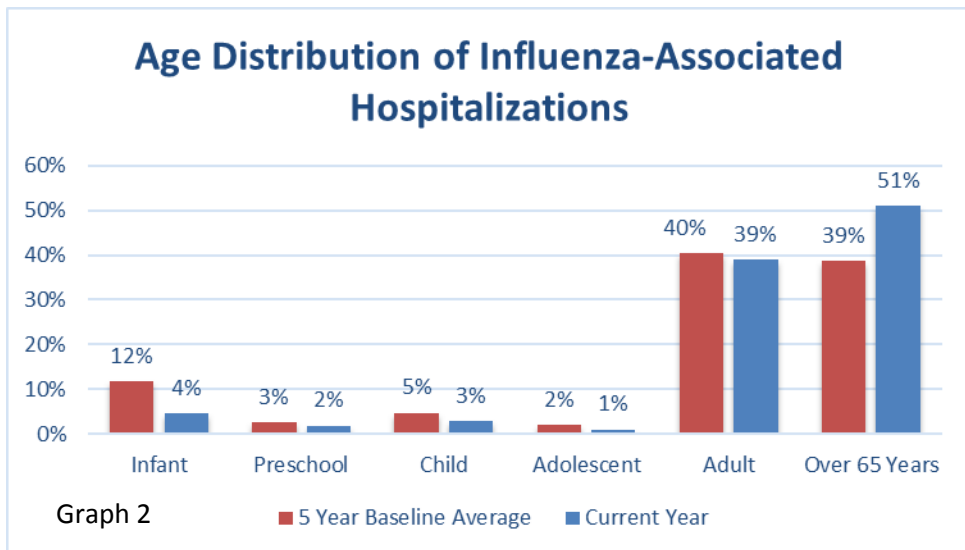
ED Visits are comprised of Influenza-like illness and respiratory syndrome as **compared to the baseline average**

MAIN OFFICE
635 North Erie Street
Toledo, Ohio 43604
419.213.4100

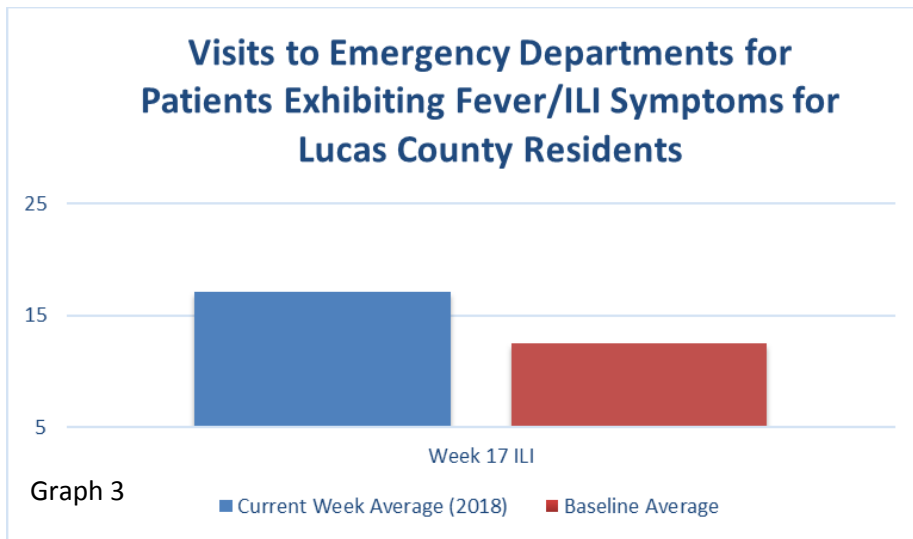
WESTERN CLINIC SITE
330 Oak Terrance Blvd.
Holland, Ohio 43528
419.213.6255

Toledo-Lucas County Health Department Seasonal Influenza Activity Summary

MMWR Week 17 April 22-28, 2018



The number of emergency department visits with patients exhibiting fever/ILI symptoms was above baseline for MMWR 17. ILI (Influenza-Like Illness) is defined as a fever greater than or equal to 100 degrees F AND a cough or sore throat. (Graph 3)



Summary of State Data: Current Ohio Activity Level (Geographic Spread) – Regional Definition: Increased ILI in > 2 but less than half of the regions AND recent (within the past 3 weeks) lab confirmed influenza in the affected regions, OR institutional outbreaks (ILI or lab confirmed) in > 2 but less than half of the regions AND recent (within the past 3 weeks) lab confirmed influenza in the affected regions.

Toledo-Lucas County Health Department Seasonal Influenza Activity Summary

MMWR Week 17 April 22-28, 2018

During MMWR Week 17, public health surveillance data sources indicate decreased influenza-like illness (ILI) activity in outpatient settings reported by Ohio's sentinel ILINet providers. Outpatient medical claims related to influenza-like illness also decreased during MMWR Week 17. The percentage of emergency department visits with patients exhibiting constitutional symptoms and ILI specified ED visits increased slightly. Reported cases of influenza-associated hospitalizations are above the seasonal threshold* with 237 influenza-associated hospitalizations reported during MMWR Week 16.

State Surveillance:

- ODH lab has reported 1236 influenza tests from specimens sent from various submitters. 2017-2018 influenza season positive results: (683) A/H3N2; (105) A/pdmH1N1; (210) Influenza B; (through 04/28/2018).
- The National Respiratory and Enteric Virus Surveillance System (NREVSS) has reported 77,645 influenza tests performed at participating facilities. 2017-2018 influenza season positive results: (204) H1N1, (641) A/H3N2, (11,305) Flu A Not Subtyped, and (4,390) Flu B (through 04/28/2018).
- 4 pediatric influenza-associated mortalities have been reported during the 2017-2018 season (through 04/28/2018).
- No novel influenza A virus infections have been reported during the 2017-2018 season (through 04/28/2018).
- Incidence of confirmed influenza-associated hospitalizations in 2017-2018 season = 17,096* (through 04/28/2018).

Regional Surveillance*: During week 16 (April 15 th – April 21 st, 2018), the proportion of outpatient visits for ILI in Region 5 (Ohio is in Region 5) was 1.45%, which is below the regional baseline of 1.8%. Ohio and Kentucky reported Regional Activity; West Virginia, Pennsylvania , and Michigan reported Local Activity; Indiana reported Sporadic Activity.

National Surveillance*: During week 16 (April 15 th – April 21 st, 2018), most U.S. states reported Minimal or Low influenza activity.. The proportion of outpatient visits for ILI was 1.7%, which is below the national baseline of 2.2%. Three of 10 regions reported ILI at or above their region-specific baseline level. The most frequently identified influenza virus type reported by public health laboratories was influenza B.

*Regional and National surveillance data are reported one week later than Ohio state and local data

State, Regional and National data is provided by the Ohio Department of Health

[ODH Influenza Activity Summary MMWR 17](#)