

# Toledo-Lucas County Health Department Seasonal Influenza Activity Summary

MMWR Week 8 February 19-25, 2017

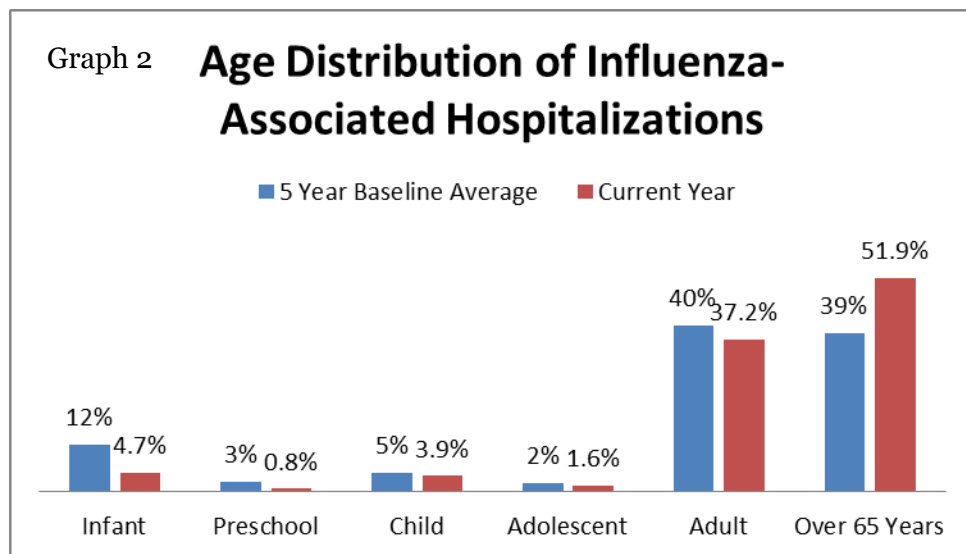
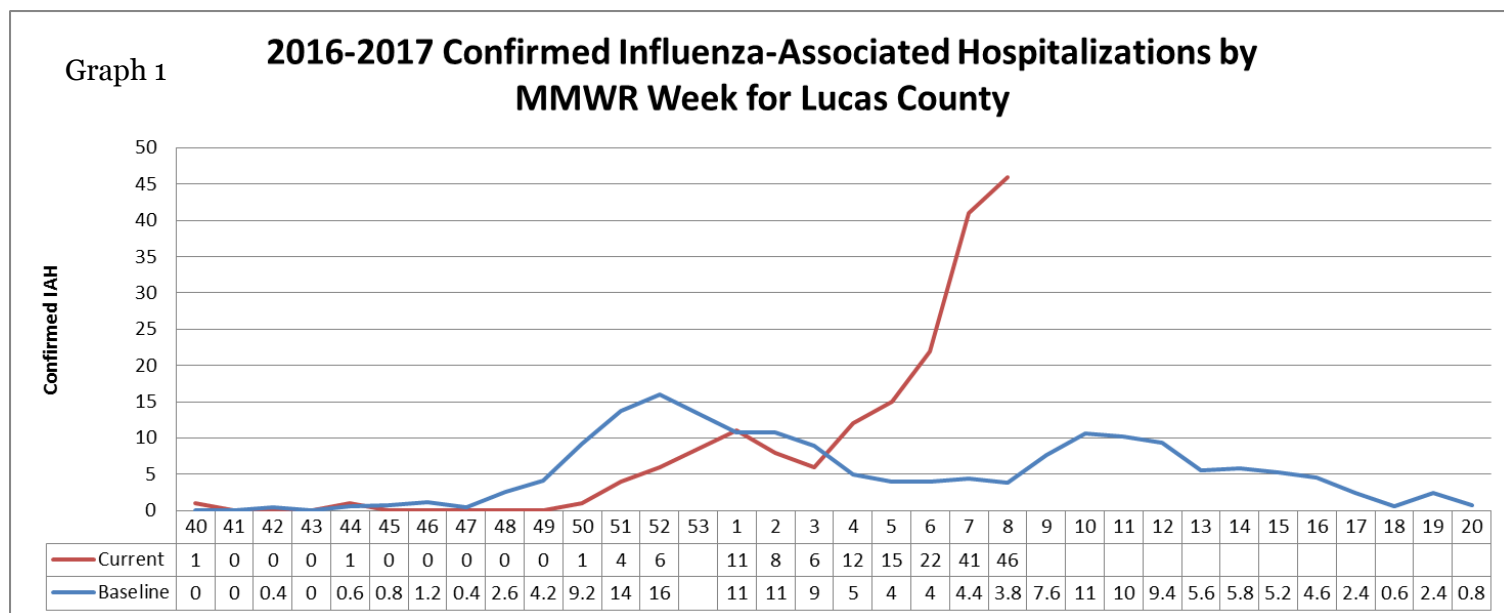
## Local Surveillance:

### Current Influenza Activity Levels:

- Lucas County had **46** confirmed Influenza-associated Hospitalizations (IAH) reported, bringing the total to **174** as of February 25, 2017.
- *Gender Distribution of Cases:* 56% female, 44% male

Lucas County accounts for 3.7% of the IAH reported in Ohio.

Graph 1 illustrates the current confirmed Influenza-Associated Hospitalizations compared to baseline, which is a five year average.



**MAIN OFFICE**  
635 North Erie Street  
Toledo, Ohio 43604  
419.213.4100

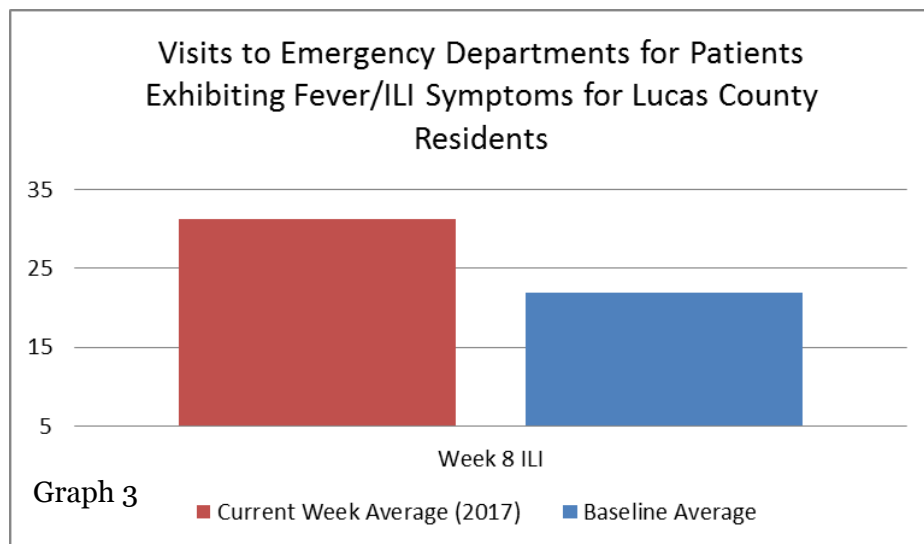
**WESTERN CLINIC SITE**  
330 Oak Terrance Blvd.  
Holland, Ohio 43528  
419.213.6255

For more information on state and local flu surveillance please contact:  
Lauren Wagener (419) 213-4264 WagenerL@co.lucas.oh.us

# Toledo-Lucas County Health Department Seasonal Influenza Activity Summary

MMWR Week 8 February 19-25, 2017

The number of emergency department visits with patients exhibiting fever/ILI symptoms was well above baseline for MMWR 8. ILI (Influenza-Like Illness) is defined as a *fever greater than or equal to 100 degrees F AND a cough or sore throat*. (Graph 3)



## Summary of State Data: Current Ohio Activity Level (Geographic Spread) – Widespread

Definition: Increased ILI in at least half of the regions AND recent (within the past 3 weeks) lab confirmed influenza in the state.

During MMWR Week 8, Ohio public health surveillance data sources indicate increasing activity for influenza-like illness (ILI) in outpatient settings reported by Ohio's Sentinel ILINet providers, Athenahealth medical claims data and most other data sources. The percentage of emergency department (ED) visits with patients exhibiting constitutional symptoms and fever and ILI specified ED visits increased and are above baseline levels. Weekly Influenza-associated hospitalization numbers have been above the \*seasonal threshold for several weeks. There were 911 influenza-associated hospitalizations and 1 influenza-associated pediatric mortality reported during MMWR Week 8.

## State Surveillance:

- ODH lab has reported 687 influenza tests from specimens sent from various submitters. 2016-2017 influenza season positive results: (4) A/pdmH1N1; (450) A/H3N2; (64) Influenza B; (through 02/25/2017).
- The National Respiratory and Enteric Virus Surveillance System (NREVSS) has reported 36,916 influenza tests performed at participating facilities. 2016-2017 influenza season positive results: (4) H1N1, (391) A/H3N2, (2717) Flu A Not Subtyped, and (1223) Flu B (through 02/25/2017).
- 5 influenza-associated pediatric mortalities have been reported through MMWR Week 8 of the 2016-2017 season (through 02/25/2017).
- No novel influenza A virus infections have been reported during the 2016-2017 season (through 02/25/2017).
- Incidence of confirmed influenza-associated hospitalizations in 2016-2017 season = 4294 (through 02/25/2017).

# Toledo-Lucas County Health Department Seasonal Influenza Activity Summary

MMWR Week 8 February 19-25, 2017

**Regional Surveillance\*:** During week 7 (February 12th – February 18th, 2017), the proportion of outpatient visits for ILI in Region 5 (Ohio is in Region 5) was 4.1%, which is above the regional baseline of 1.9%. Indiana, West Virginia, Ohio, Michigan, Kentucky, and Pennsylvania reported Widespread Activity.

**National Surveillance\*:** During week 7 (February 12th – February 18th, 2017), 8 U.S. states reported Minimal influenza activity, 10 states reported Low Activity, 5 reported moderate activity, and 27 reported High activity. The proportion of outpatient visits for ILI was 4.9%, which is above the national baseline of 2.2%. All 10 HHS regions reported ILI levels at their region-specific baseline level. The most frequently identified influenza virus type reported by public health laboratories was influenza A (H3N2).

\*Regional and National surveillance data are reported one week later than Ohio state and local data

## **Flu Information:**

### **Influenza Virus Characterization:**

CDC has antigenically characterized 678 influenza viruses [112 influenza A (H1N1)pdm09, 334 influenza A (H3N2), and 232 influenza B viruses] collected by U.S. laboratories since October 1, 2016. 96% of the Influenza B viruses that have been antigenically characterized by CDC were similar to viruses included in either the trivalent or quadrivalent 2016-17 influenza vaccine. 98% of the influenza A viruses characterized matched the viruses included in the 2016-17 influenza vaccine.

[High-Dose Flu Vaccine May Cut Deaths in Seniors-CIDRAP](#)

**State, Regional and National data is provided by the Ohio Department of Health**

[ODH Influenza Activity Summary MMWR Week 8](#)