

# Toledo-Lucas County Health Department Seasonal Influenza Activity Summary

MMWR Week 2 January 8-14, 2017

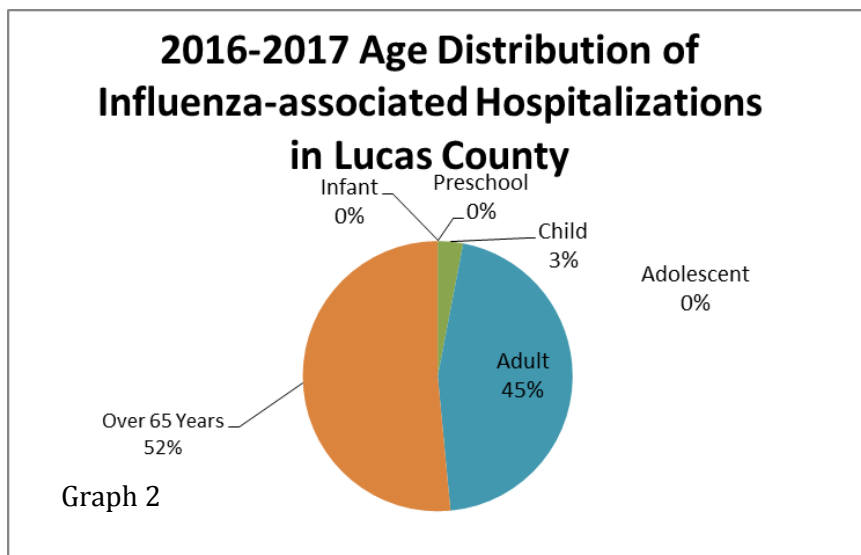
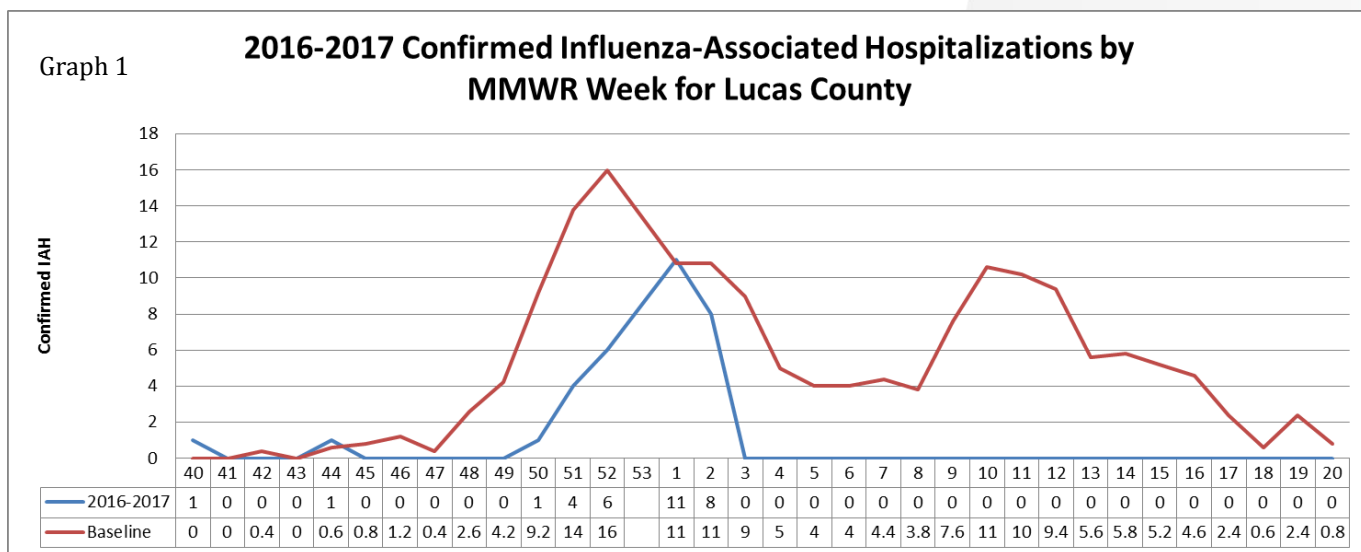
## Local Surveillance:

### Current Influenza Activity Levels:

- Lucas County had **8** confirmed Influenza-associated Hospitalizations (IAH) reported, bringing the total to **32** as of January 14, 2017.
- *Gender Distribution of Cases:* 55% female, 45% male


Lucas County accounts for 3.2% of the IAH reported in Ohio.

Graph 1 illustrates the current confirmed Influenza-Associated Hospitalizations compared to baseline, which is a five year average.



**Infant:** 0-2 years old  
**Preschool:** 3-5 years old  
**Child:** 6-12 years old

**Adolescent:** 13-17 years old  
**Adult:** 18-64 years old  
**65 years and older**



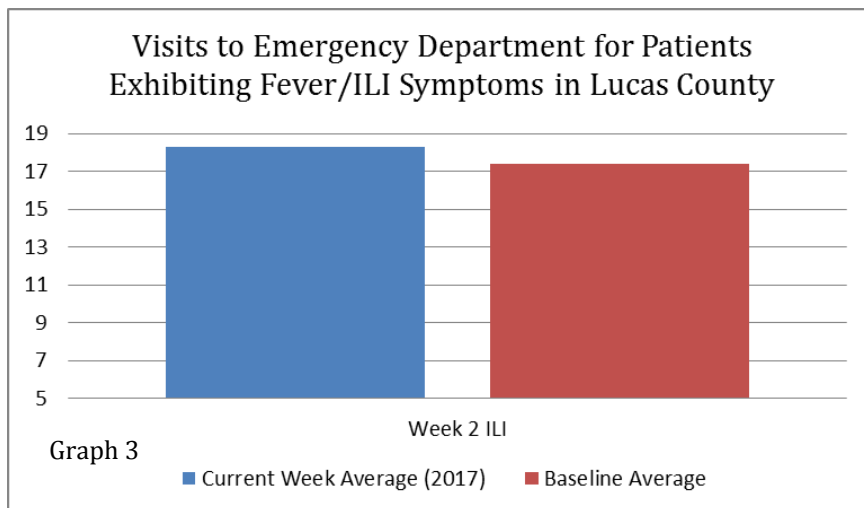
**MAIN OFFICE**  
 635 North Erie Street  
 Toledo, Ohio 43604  
 419.213.4100

**WESTERN CLINIC SITE**  
 330 Oak Terrace Blvd.  
 Holland, Ohio 43528  
 419.213.6255

# Toledo-Lucas County Health Department Seasonal Influenza Activity Summary

MMWR Week 2 January 8-14, 2017

The number of emergency department visits with patients exhibiting fever/ILI symptoms was slightly elevated over baseline for MMWR 2. ILI (Influenza-Like Illness) is defined as a fever greater than or equal to 100 degrees F AND a cough or sore throat. (Graph 3)




**Summary of State Data:** Current Ohio Activity Level (Geographic Spread) – Widespread  
Definition: Increased ILI in at least half of the regions AND recent (within the past 3 weeks) lab confirmed influenza in the state.

During MMWR Week 2, Ohio public health surveillance data sources indicate increasing activity for influenza-like illness (ILI) in outpatient settings reported by Athenahealth medical claims data while other indicators decreased slightly. The percentage of emergency department visits with patients exhibiting constitutional symptoms decreased while fever and ILI specified ED visits increased. Weekly Influenza-associated hospitalization numbers have been above the \*seasonal threshold for several weeks; there were 317 influenza-associated hospitalizations reported.

### State Surveillance:

- ODH lab has reported 182 influenza tests from specimens sent from various submitters. 2016-2017 influenza season positive results: (0) A/pdmH1N1; (83) A/H3N2; (9) Influenza B; (through 01/14/2017).
- The National Respiratory and Enteric Virus Surveillance System (NREVSS) has reported 20,920 influenza tests performed at participating facilities. 2016-2017 influenza season positive results: (0) H1N1, (69) A/H3N2, (596) Flu A Not Subtyped, and (92) Flu B (through 01/14/2017).
- 0 pediatric influenza-associated mortalities have been reported during the 2016-2017 season (through 01/14/2017).
- No novel influenza A virus infections have been reported during the 2016-2017 season (through 01/14/2017).
- Incidence of confirmed influenza-associated hospitalizations in 2016-2017 season = 967 (through 01/14/2017).



**MAIN OFFICE**  
635 North Erie Street  
Toledo, Ohio 43604  
419.213.4100

**WESTERN CLINIC SITE**  
330 Oak Terrace Blvd.  
Holland, Ohio 43528  
419.213.6255

# Toledo-Lucas County Health Department Seasonal Influenza Activity Summary

MMWR Week 2 January 8-14, 2017

**Regional Surveillance\*:** During week 1 (January 1st – January 7th, 2017), the proportion of outpatient visits for ILI in Region 5 (Ohio is in Region 5) was 2.1%, which is above the regional baseline of 1.9%. West Virginia reported Local Activity; Michigan and Indiana reported Regional Activity; Ohio, Kentucky, and Pennsylvania reported Widespread Activity.

**National Surveillance\*:** During week 1 (January 1st – January 7th, 2017), 28 U.S. states reported Minimal influenza activity, 7 states reported Low Activity, 6 reported moderate activity, and 8 reported High activity. The proportion of outpatient visits for ILI was 3.2%, which is above the national baseline of 2.2%. All 10 HHS regions reported ILI levels at their regionspecific baseline level. **The most frequently identified influenza virus type reported by public health laboratories was influenza A (H3N2).**

\*Regional and National surveillance data are reported one week later than Ohio state and local data

## **Flu Information:**


### **Influenza Virus Characterization:**

CDC has antigenically characterized 235 influenza viruses [37 influenza A (H1N1)pdm09, 139 influenza A (H3N2), and 59 influenza B viruses] collected by U.S. laboratories since October 1, 2016. 95% of the Influenza B viruses that have been antigenically characterized by CDC were similar to viruses included in either the trivalent or quadrivalent 2016-17 influenza vaccine. 96% of the influenza A viruses characterized matched the viruses included in the 2016-17 influenza vaccine.

**State, Regional and National data is provided by the Ohio Department of Health**

[ODH Influenza Activity Summary MMWR 2](#)

For more information on state and local flu surveillance please contact:  
Lauren Wagener  
(419)213-4264  
WagenerL@co.lucas.oh.us



**MAIN OFFICE**  
635 North Erie Street  
Toledo, Ohio 43604  
419.213.4100

**WESTERN CLINIC SITE**  
330 Oak Terrace Blvd.  
Holland, Ohio 43528  
419.213.6255