Toledo-Lucas County Health Department Seasonal Influenza Activity Summary

MMWR Week 47 November 20-26, 2016

Local Surveillance:

Current Influenza Activity Levels:

- Lucas County had **zero** confirmed Influenza-associated Hospitalizations (IAH) reported, allowing the total to remain at **two** as of November 26, 2016.
- *Gender Distribution of Cases*: currently N/A

Lucas County accounts for 3.0% of the IAH reported in Ohio.

Graph 1 illustrates the current confirmed Influenza-Associated Hospitalizations compared to baseline, which is a five year average.

Graph 1

2016-2017 Confirmed Influenza-Associated Hospitalizations by MMWR Week for Lucas County

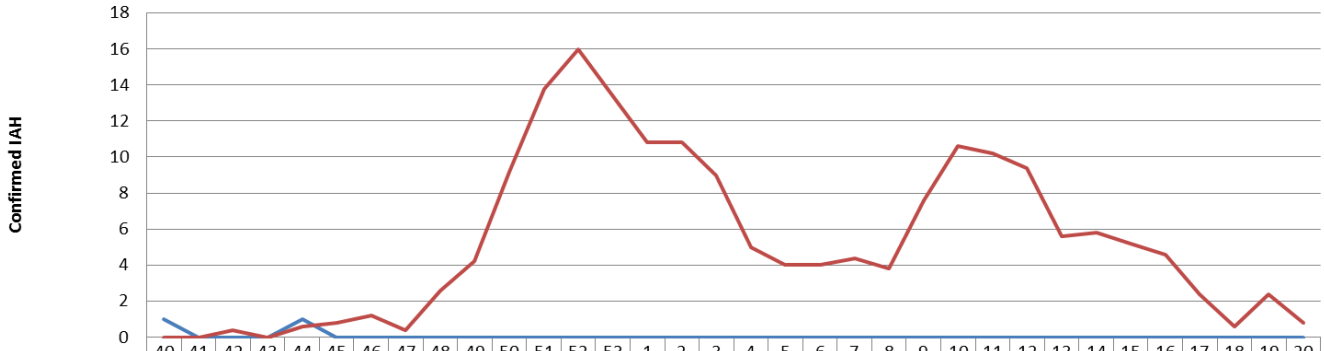

	40	41	42	43	44	45	46	47	48	49	50	51	52	53	1	2	3	4	5	6	7	8	9	10	11	12	13	14	15	16	17	18	19	20
2016-2017	1	0	0	0	1	0	0	0	0	0	0	0	0		0	0	0	0	0	0	0	0	0	0	0	0	0	0	0	0	0	0	0	0
Baseline	0	0	0.4	0	0.6	0.8	1.2	0.4	2.6	4.2	9.2	14	16		11	11	9	5	4	4	4.4	3.8	7.6	11	10	9.4	5.6	5.8	5.2	4.6	2.4	0.6	2.4	0.8

2009-2016 Flu Seasons Age Distribution of Confirmed IAH in Lucas County

Graph 2

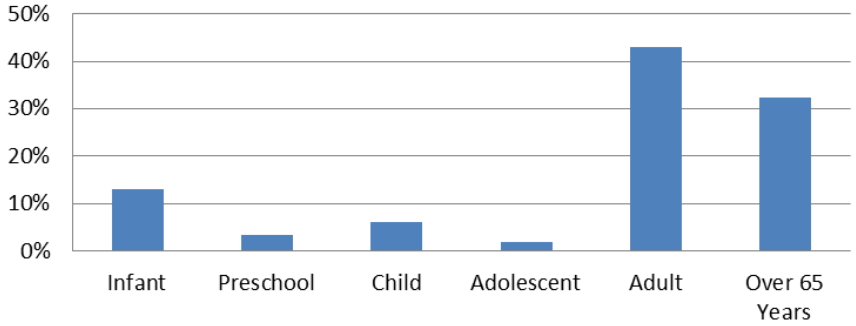

Infant: 0-2 years
Preschool: 3-5 years
Child: 6-12 years
Adolescent: 13-17 years
Adult: 18-64 years
Over 65 years

TOLEDO-LUCAS COUNTY HEALTH DEPARTMENT
Stay informed. Stay healthy.

MAIN OFFICE
635 North Erie Street
Toledo, Ohio 43604
419.213.4100

WESTERN CLINIC SITE
330 Oak Terrace Blvd.
Holland, Ohio 43528
419.213.6255

The number of emergency department visits with patients exhibiting fever/ILI symptoms slightly under baseline in Lucas County for MMWR week 47. ILI (Influenza-Like Illness) is defined as a *fever greater than or equal to 100 degrees F AND a cough or sore throat*. (Graph 3)

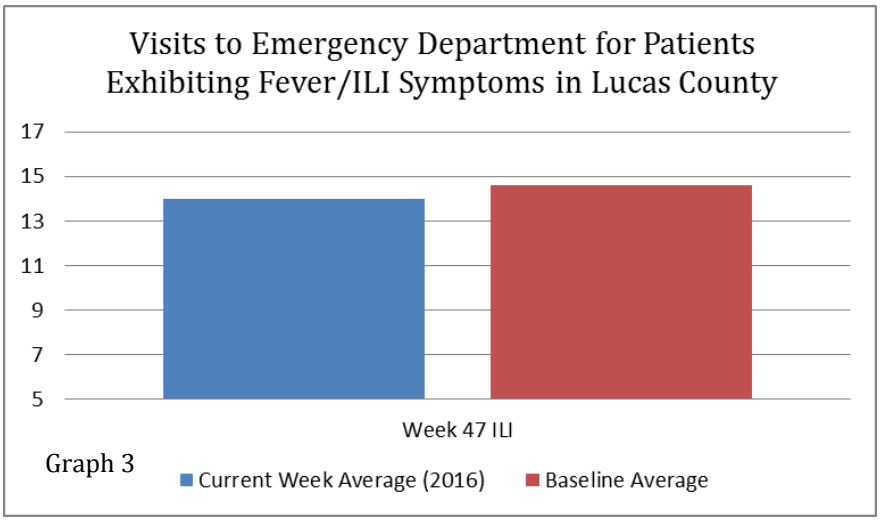

Graph 3

Summary of State Data: *Current Ohio Activity Level (Geographic Spread) – Sporadic Definition: Small numbers of laboratory-confirmed influenza cases or a single laboratory-confirmed influenza outbreak has been reported, but there is no increase in cases of ILI.*
During MMWR Week 47, Ohio public health surveillance data sources indicate minimal intensity for influenza-like illness (ILI) in outpatient settings reported by Ohio's sentinel providers. The percentage of emergency department visits with patients exhibiting constitutional symptoms are below baseline levels statewide; fever and ILI specified ED visits are below baseline levels. There were 7 influenza-associated hospitalizations reported.

State Surveillance:

- ODH lab has reported 61 influenza tests from specimens sent from various submitters. 2016-2017 influenza season positive results: (0) A/pdmH1N1; (11) A/H3N2; (1) Influenza B; (through 11/26/16).
- The National Respiratory and Enteric Virus Surveillance System (NREVSS) has reported 7210 influenza tests performed at participating facilities. 2016-2017 influenza season positive results: (0) H1N1, (4) A/H3N2, (33) Flu A Not Subtyped, and (26) Flu B (through 11/26/16).
- 0 pediatric influenza-associated mortalities have been reported during the 2016-2017 season (through 11/26/16).
- No novel influenza A virus infections have been reported during the 2016-2017 season (through 11/26/16).
- Incidence of confirmed influenza-associated hospitalizations in 2016-2017 season = 66 (through 11/26/16).



MAIN OFFICE
635 North Erie Street
Toledo, Ohio 43604
419.213.4100

WESTERN CLINIC SITE
330 Oak Terrace Blvd.
Holland, Ohio 43528
419.213.6255

Toledo-Lucas County Health Department Seasonal Influenza Activity Summary

MMWR Week 47 November 20-26, 2016

Regional Surveillance*: During week 46 (November 13th- November 19th, 2016), the proportion of outpatient visits for ILI in Region 5 (Ohio is in Region 5) was 1.2%, which is below the regional baseline of 1.8%. Ohio, Indiana, Pennsylvania, Michigan, Kentucky, and West Virginia reported Sporadic Activity.

National Surveillance*: : During week 46 (November 13th- November 19th, 2016), the majority U.S. states reported Minimal influenza activity, 2 states reported Low Activity. The proportion of outpatient visits for ILI was 1.6%, which is below the national baseline of 2.2%. 2 HHS regions reported ILI levels at their regionspecific baseline level. The most frequently identified influenza virus type reported by public health laboratories was influenza A (H3N2).

*Regional and National surveillance data are reported one week later than Ohio state and local data

Flu Information:

Influenza Virus Characterization:

During May 22 – November 19, 2016,
CDC has antigenically characterized 203 influenza viruses [21 influenza A (H1N1)pdm09, 99 influenza A (H3N2), and 83 influenza B viruses] collected by U.S. laboratories. All of the Influenza B viruses that have been antigenically characterized by CDC were similar to viruses included in either the trivalent or quadrivalent 2016-17 influenza vaccine. All of the influenza A (H1N1)pdm09 and 86% of the influenza A (H3N2) viruses characterized matched the viruses included in the 2016-17 influenza vaccine.

National Influenza Vaccination Week (NIVW) is December 4-10, 2016. The CDC has NIVW events and activities if your facility is interested in participating.
http://www.cdc.gov/flu/nivw/activities.htm

State, Regional and National data is provided by the Ohio Department of Health

ODH Seasonal Influenza Activity Summary MMWR 47



For more information on state and local flu surveillance please contact:
Lauren Wagener
(419)213-4264
WagenerL@co.lucas.oh.us

MAIN OFFICE
635 North Erie Street
Toledo, Ohio 43604
419.213.4100

WESTERN CLINIC SITE
330 Oak Terrace Blvd.
Holland, Ohio 43528
419.213.6255