

Toledo-Lucas County Health Department Seasonal Influenza Activity Summary

MMWR Week 45 November 6-12, 2016

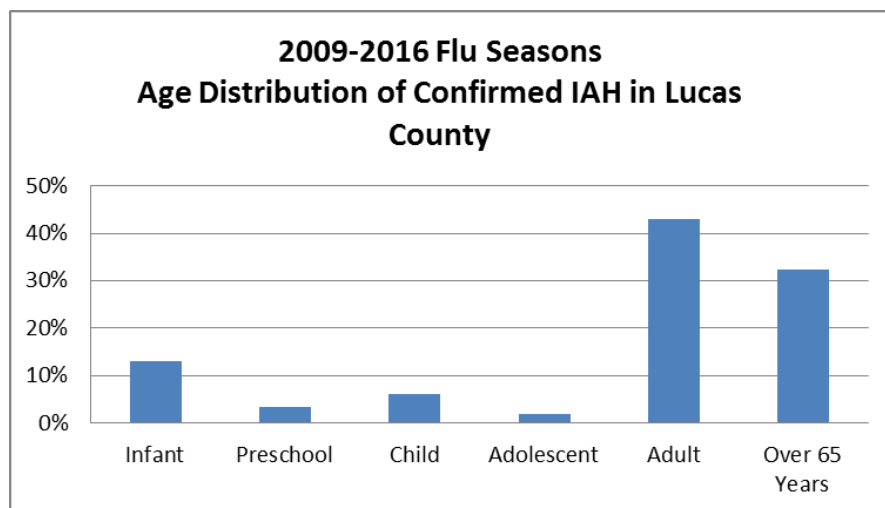
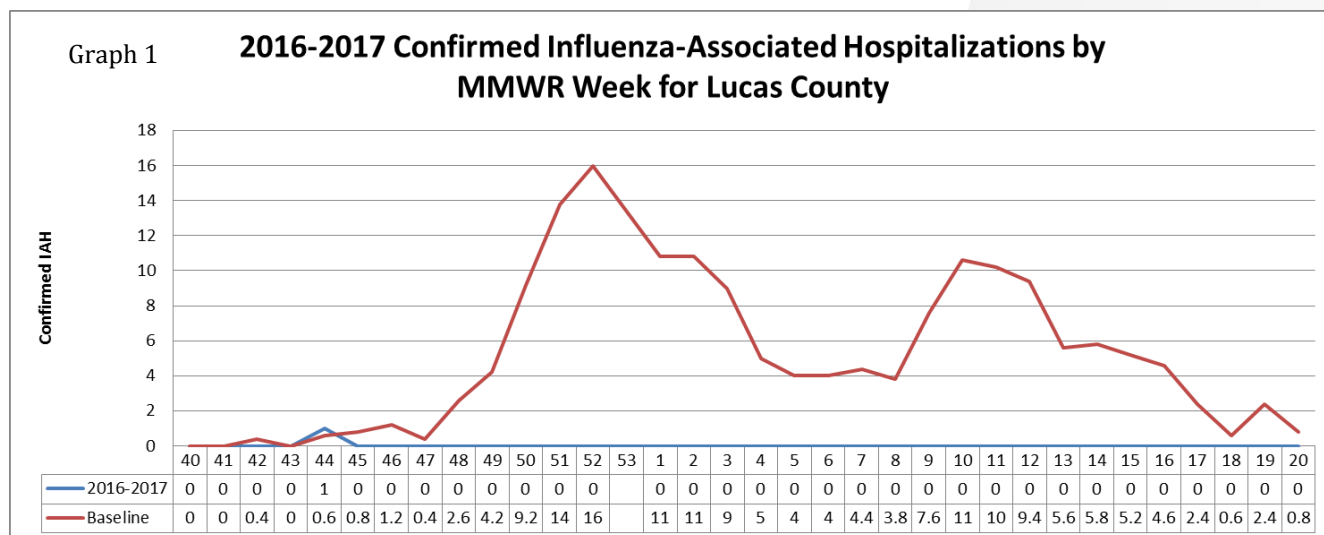
Local Surveillance:

Current Influenza Activity Levels:


- Lucas County had **zero** confirmed Influenza-associated Hospitalizations (IAH) reported, allowing the total to remain at **one** as of November 12, 2016.
- Gender Distribution of Cases:* currently N/A

Lucas County accounts for 2.6% of the IAH reported in Ohio.

Graph 1 illustrates the current confirmed Influenza-Associated Hospitalizations compared to baseline, which is a five year average.



Infant: 0-2 years
 Preschool: 3-5 years
 Child: 6-12 years
 Adolescent: 13-17 years
 Adult: 18-64 years
 Over 65 years



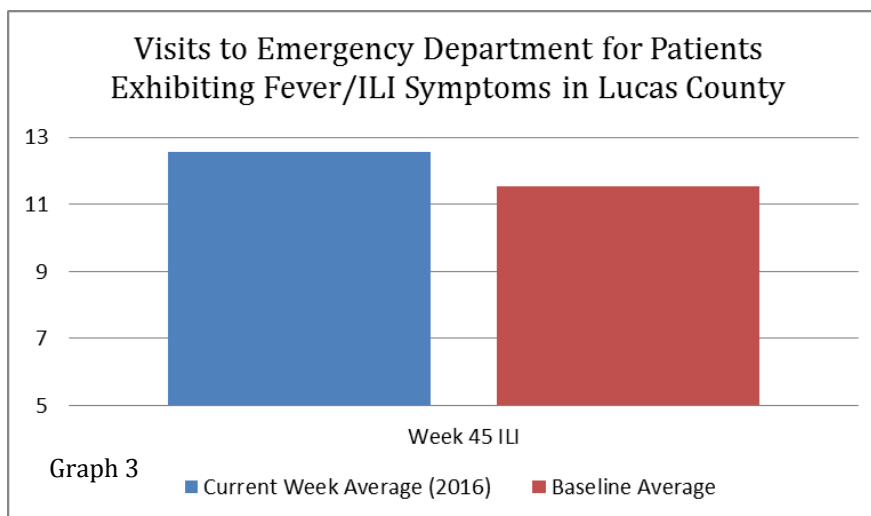
MAIN OFFICE
 635 North Erie Street
 Toledo, Ohio 43604
 419.213.4100

WESTERN CLINIC SITE
 330 Oak Terrace Blvd.
 Holland, Ohio 43528
 419.213.6255

Toledo-Lucas County Health Department Seasonal Influenza Activity Summary

MMWR Week 45 November 6-12, 2016

The number of emergency department visits with patients exhibiting fever/ILI symptoms slightly elevated over baseline in Lucas County for MMWR week 45. ILI (Influenza-Like Illness) is defined as a fever greater than or equal to 100 degrees F AND a cough or sore throat. (Graph 3)




Summary of State Data: Current Ohio Activity Level (Geographic Spread) – Sporadic

Definition: Small numbers of laboratory-confirmed influenza cases or a single laboratory confirmed influenza outbreak has been reported, but there is no increase in cases of ILI.

During MMWR Week 45, Ohio public health surveillance data sources indicate minimal intensity for influenza-like illness (ILI) in outpatient settings reported by Ohio's sentinel providers. The percentage of emergency department visits with patients exhibiting constitutional symptoms are slightly above baseline levels statewide; fever and ILI specified ED visits are below baseline levels. There were 7 influenza-associated hospitalizations reported.

State Surveillance:

- ODH lab has reported 58 influenza tests from specimens sent from various submitters. 2016-2017 influenza season positive results: (0) A/pdmH1N1; (5) A/H3N2; (1) Influenza B; (through 11/12/16).
- The National Respiratory and Enteric Virus Surveillance System (NREVSS) has reported 4672 influenza tests performed at participating facilities. 2016-2017 influenza season positive results: (0) H1N1, (2) A/H3N2, (16) Flu A Not Subtyped, and (18) Flu B (through 11/12/16).
- 0 pediatric influenza-associated mortalities have been reported during the 2016-2017 season (through 11/12/16).
- No novel influenza A virus infections have been reported during the 2016-2017 season (through 11/12/16).
- Incidence of confirmed influenza-associated hospitalizations in 2016-2017 season = 45 (through 11/12/16)



MAIN OFFICE

635 North Erie Street
Toledo, Ohio 43604
419.213.4100

WESTERN CLINIC SITE

330 Oak Terrace Blvd.
Holland, Ohio 43528
419.213.6255

Toledo-Lucas County Health Department Seasonal Influenza Activity Summary

MMWR Week 45 November 6-12, 2016

Regional Surveillance*: During week 44 (October 30- November 5, 2016), the proportion of outpatient visits for ILI in Region 5 (Ohio is in Region 5) was 1.1%, which is below the regional baseline of 1.8%. Ohio, Indiana, Pennsylvania, Michigan, Kentucky, and West Virginia reported Sporadic Activity.

National Surveillance*: During week 44 (October 30- November 5, 2016), all U.S. states reported Minimal influenza activity. The proportion of outpatient visits for ILI was 1.4%, which is below the national baseline of 2.2%. All 10 HHS regions reported ILI levels below their region specific baseline levels. The most frequently identified influenza virus type reported by public health laboratories was influenza A (H3N2).

*Regional and National surveillance data are reported one week later than Ohio state and local data

Flu Information:


Please check out what is new on CDC's Influenza site:

<https://www.cdc.gov/flu/whatsnew.htm>

CDC released algorithms to assist in interpretation of flu testing results, as well as a guide for considering influenza testing. These guides can be used in institutional or closed settings, as well as in physician's offices.

State, Regional and National data is provided by the Ohio Department of Health

[ODH Seasonal Influenza Activity Summary MMWR 45](#)



For more information on state and local flu surveillance please contact:
Lauren Wagener (Liebich)
(419)213-4264
liebichl@co.lucas.oh.us

MAIN OFFICE
635 North Erie Street
Toledo, Ohio 43604
419.213.4100

WESTERN CLINIC SITE
330 Oak Terrace Blvd.
Holland, Ohio 43528
419.213.6255