



Toledo-Lucas County Health Department Seasonal Influenza Activity Summary

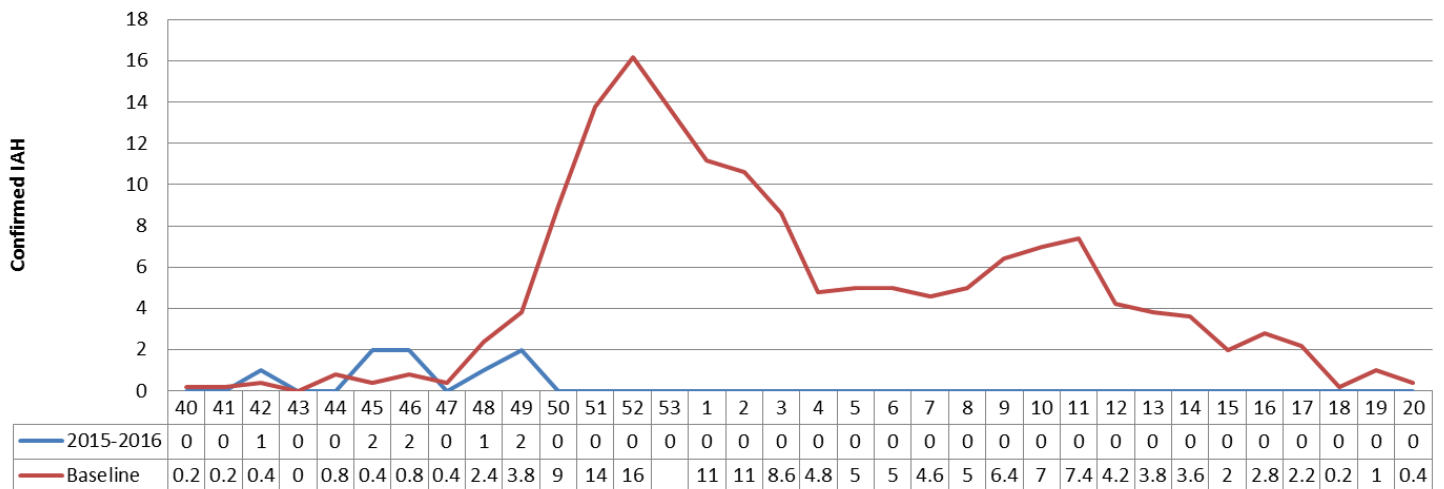
MMWR Week 49

December 6-12, 2015

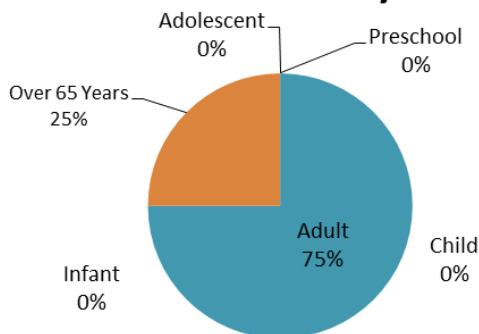
Current Influenza Activity Levels:

- Lucas County had **2** confirmed Influenza-associated Hospitalizations, bringing the total to **8** as of December 12, 2015.
- *Gender Distribution of Cases:* 75% female and 25% male.
- Graph 1 illustrates the current confirmed Influenza-Associated Hospitalizations compared to baseline, which is a five year average.

Graph 1 2015-2016 Confirmed Influenza-Associated Hospitalizations by MMWR Week for Lucas County



2015-2016 Age Distribution of Influenza-associated Hospitalizations in Lucas County



Graph 2

Infant: 0-2 years

Preschool: 3-5 years

Child: 6-12 years

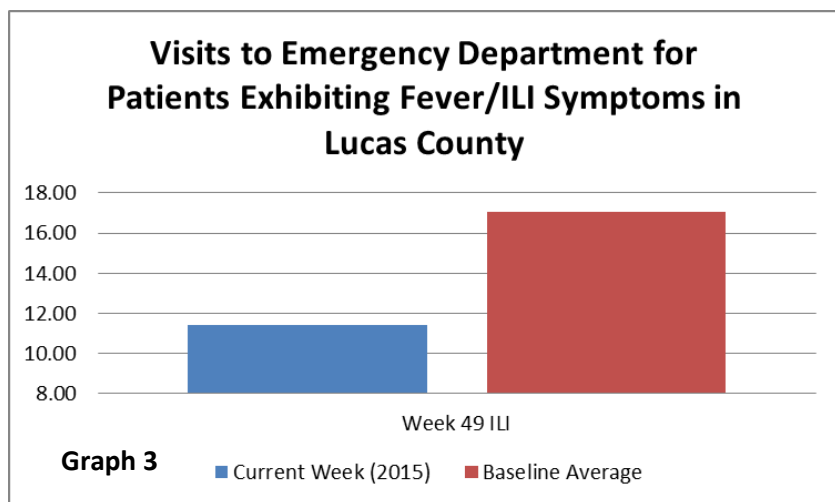
Adolescent: 13-17 years

Adult: 18-64 years

Over 65 years

Summary of State Data: Current Ohio Activity Level (Geographic Spread) - Sporadic: Small numbers of laboratory-confirmed influenza cases or a single laboratory-confirmed influenza outbreak has been reported, but there is no increase in cases of ILI. During MMWR Week 49, public health surveillance data sources indicate minimal intensity for influenza-like illness (ILI) in outpatient settings reported by Ohio’s sentinel providers. The percentage of emergency department visits with patients exhibiting constitutional symptoms are below baseline levels statewide; fever and ILI specified ED visits are also below baseline levels. There were 12 influenza-associated hospitalizations reported.

*The number of emergency department visits with patients exhibiting fever/ILI symptoms was well below the baseline in Lucas County for MMWR week 49. ILI (Influenza-Like Illness) is defined as a fever greater than or equal to 100 degrees F AND a cough or sore throat. (Graph 3)



State Surveillance:

- ODH lab has reported 72 influenza tests from specimens submitted from various submitters. 2015-2016 influenza season results: (2) A/pdmH1N1; (1) A/H3N2; (1) Influenza B; (68) Negative (through 12/12/15).
- The National Respiratory and Enteric Virus Surveillance System (NREVSS) has reported 7,054 influenza tests performed at participating facilities. 2015-2016 influenza season positive results: (1) H1N1, (1) A/H3N2, (11) Flu A Not Subtyped, and (7) Flu B (through 12/12/15).
- No pediatric influenza-associated mortalities have been reported during the 2015-2016 season (through 12/12/15).
- No novel influenza A virus infections have been reported during the 2015-2016 season (through 12/12/15).
- Incidence of confirmed influenza-associated hospitalizations in 2015-2016 season = 144 (through 12/12/15).

Regional Surveillance: During week 48 (November 29th – December 5th, 2015), the proportion of outpatient visits for ILI in Region 5 (Ohio is in Region 5) decreased to 1.1%, which is below the regional baseline of 1.9%. Ohio, Michigan, Pennsylvania, Indiana, and West Virginia report Sporadic Activity. Kentucky reports local activity.

Important Flu Information:

[CDC Flu Scan for Dec 16 – H9N2 Infects Four Children in China](#)

[For Clinicians: Evaluating and Managing Patients Exposed to Birds Infected with Highly Pathogenic Avian Influenza \(HPAI\) A \(H5\) Viruses](#)

National activity levels and more information can be found at the following CDC pages:

- <http://www.cdc.gov/flu/weekly/usmap.htm>
- <http://www.cdc.gov/flu/>

State and Regional data provided by the Ohio Department of Health

[ODH Influenza Activity Summary MMWR 49](#)